

Light efficiency:

4 Lumen/Watt

Light quality:

CRI: 0.0

Color temperature:

0 K

Output: 795 lm

Peak: 52862 cd

Power: 209.3 W

PF: 1.0



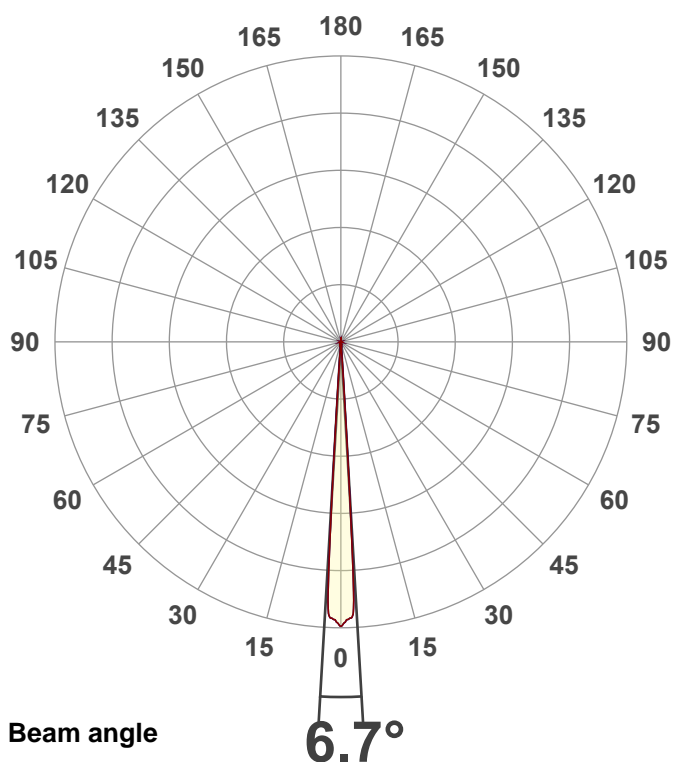
Product name:

Vizi Pix Z19 (Zoom in,Blue)

Item number:

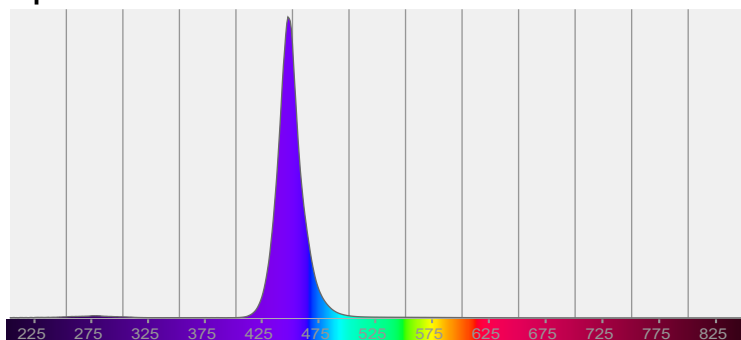
Date and time:

5/1/2026 10:32:23 AM



CIE 1931
x: 0.157
y: 0.025

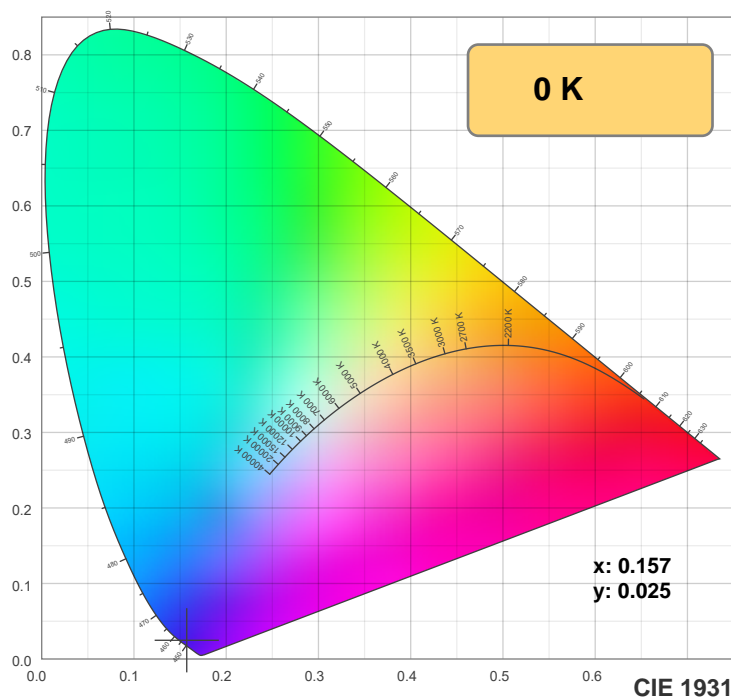
Spectra



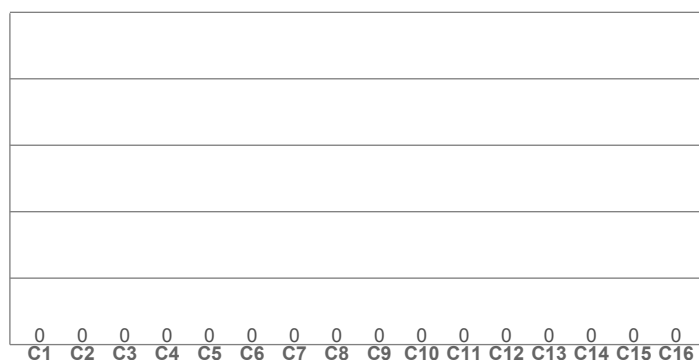
Power

Voltage: 115 V
Current: 1.82 A
Frequency: 0 Hz

Color details



TM-30: 0.0



CRI R values, only R1-R8 are used to calculate final CRI value

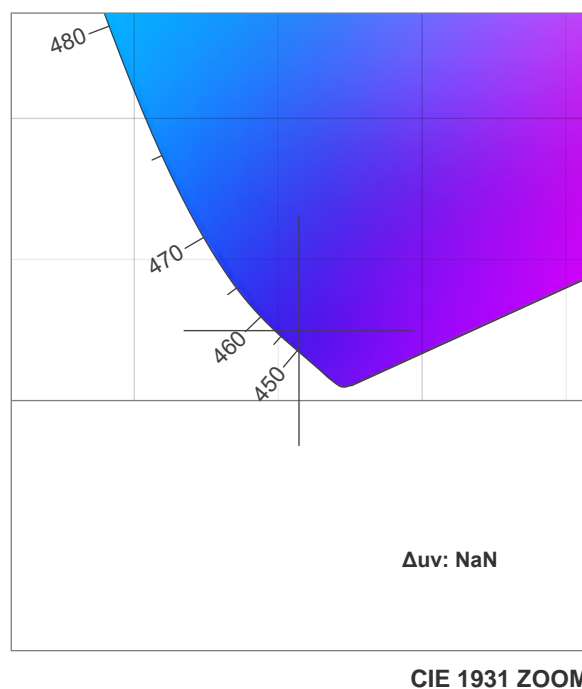
R1	R2	R3	R4	R5	R6	R7	R8	R9	R10	R11	R12	R13	R14	R15
0.0	0.0	0.0	0.0	0.0	0.0	0.0	0.0	0.0	0.0	0.0	0.0	0.0	0.0	0.0

TM30 C values, 16 binned values out of total of 99 C values

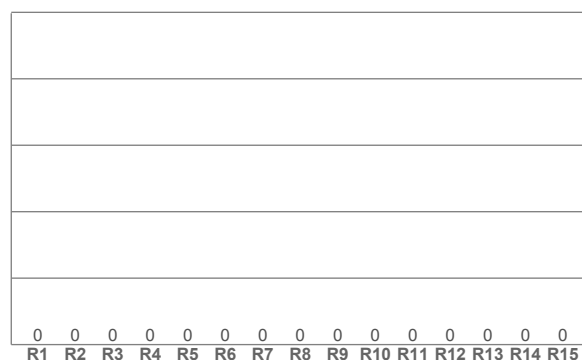
C1	C2	C3	C4	C5	C6	C7	C8	C9	C10	C11	C12	C13	C14	C15	C16
0.0	0.0	0.0	0.0	0.0	0.0	0.0	0.0	0.0	0.0	0.0	0.0	0.0	0.0	0.0	0.0

CQS Q values

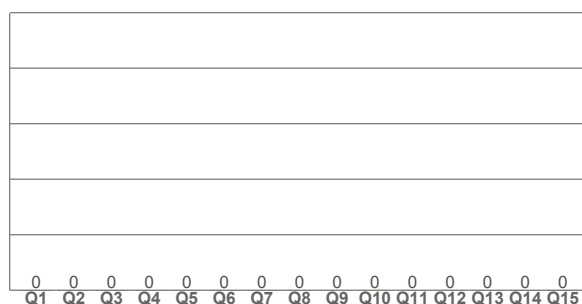
Q1	Q2	Q3	Q4	Q5	Q6	Q7	Q8	Q9	Q10	Q11	Q12	Q13	Q14	Q15
0.0	0.0	0.0	0.0	0.0	0.0	0.0	0.0	0.0	0.0	0.0	0.0	0.0	0.0	0.0



CRI: 0.0 (R1-R8)



CQS: 0.0



Color parameters

Color temperature	Color rendering index	Red component	Color fidelity	Color gamut	Color quality scale	Color coordinate cie 1931	Color coordinate cie 1931	Color coordinate	Color coordinate	Color deviation from black body
CCT	CRI	CRI R9	TM30 Rf	TM30 Rg	CQS	x	y	u	v	Δuv
0 K	0.0	0.0	0.0	0.0	0.0	0.157	0.025	0.211	0.050	NaN

TM-30 details


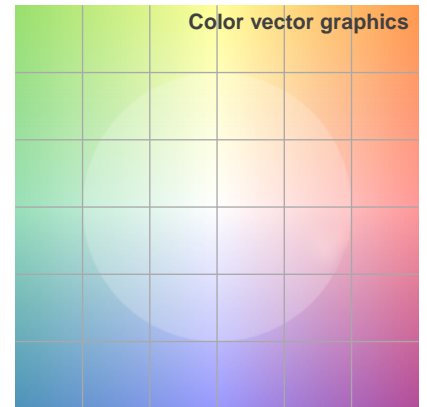
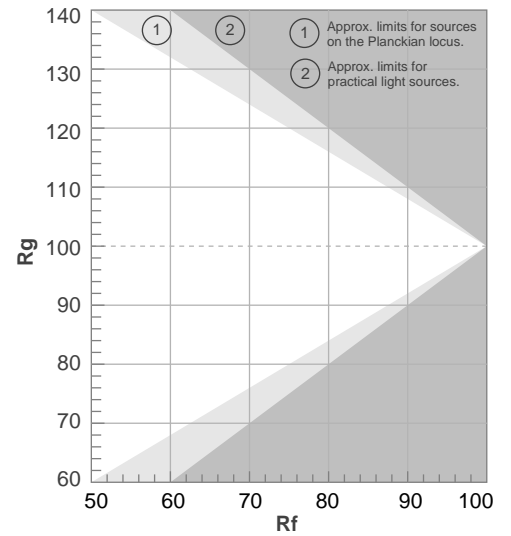
Rf 0.0

Fidelity index Rf

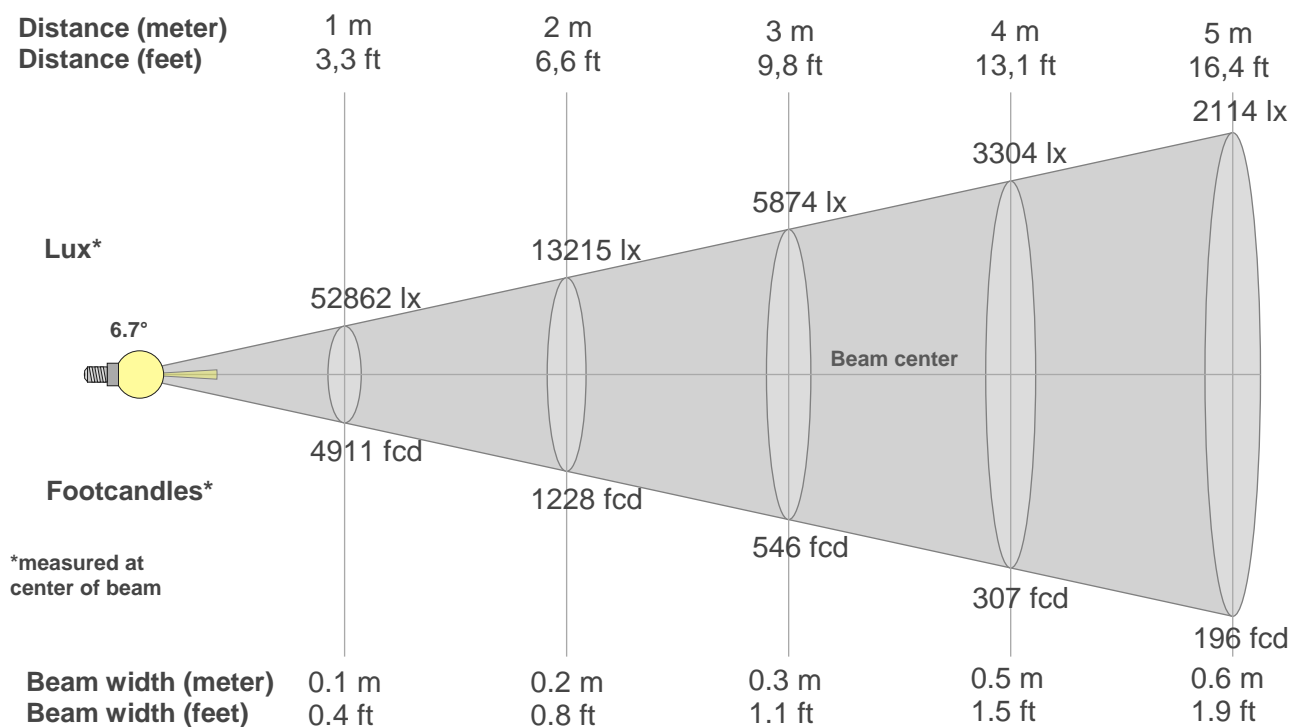
Rg 0.0

Gamut index Rg

Hue Bin	R _i	Shifts (%)	
		Chroma	Hue
1	0	0%	0%
2	0	0%	0%
3	0	0%	0%
4	0	0%	0%
5	0	0%	0%
6	0	0%	0%
7	0	0%	0%
8	0	0%	0%
9	0	0%	0%
10	0	0%	0%
11	0	0%	0%
12	0	0%	0%
13	0	0%	0%
14	0	0%	0%
15	0	0%	0%
16	0	0%	0%



Beam details



Beam intensities from 1-20m

1m	2m	3m	4m	5m	6m	7m	8m	9m	10m	11m	12m	13m	14m	15m	16m	17m	18m	19m	20m
3.3ft	6.6ft	9.8ft	13.1ft	16.4ft	19.7ft	23ft	26.2ft	29.5ft	32.8ft	36.1ft	39.4ft	42.7ft	45.9ft	49.2ft	52.5ft	55.8ft	59.1ft	62.3ft	65.6ft
52862lx	13215lx	5874lx	3304lx	2114lx	1468lx	1079lx	826lx	653lx	529lx	437lx	367lx	313lx	270lx	235lx	206lx	183lx	163lx	146lx	132lx
4911fcd	1227.8fcd	545.7fcd	306.9fcd	196.4fcd	136.4fcd	100.2fcd	76.7fcd	60.6fcd	49.1fcd	40.6fcd	34.1fcd	29.1fcd	25.1fcd	21.8fcd	19.2fcd	17fcd	15.2fcd	13.6fcd	12.3fcd

Intensities in 0° c-plane

0°	1°	2°	3°	4°	5°	6°	7°	8°	9°	10°	11°	12°	13°	14°	15°	16°	17°	18°	19°
52.9k	52.0k	51.4k	43.1k	4.1k	0.2k	0.1k	0.1k	0.1k	0.1k	0.1k	0.1k	0.0k	0.0k	0.0k	0.0k	0.1k	0.1k	0.0k	0.0k
100%	98%	97%	82%	8%	0%	0%	0%	0%	0%	0%	0%	0%	0%	0%	0%	0%	0%	0%	0%

Intensities in 90° c-plane

0°	1°	2°	3°	4°	5°	6°	7°	8°	9°	10°	11°	12°	13°	14°	15°	16°	17°	18°	19°
52.9k	52.0k	51.4k	43.1k	4.1k	0.2k	0.1k	0.1k	0.1k	0.1k	0.1k	0.1k	0.0k	0.0k	0.0k	0.0k	0.1k	0.1k	0.0k	0.0k
100%	98%	97%	82%	8%	0%	0%	0%	0%	0%	0%	0%	0%	0%	0%	0%	0%	0%	0%	0%

Intensities in 180° c-plane

0°	1°	2°	3°	4°	5°	6°	7°	8°	9°	10°	11°	12°	13°	14°	15°	16°	17°	18°	19°
52.9k	52.0k	51.4k	43.1k	4.1k	0.2k	0.1k	0.1k	0.1k	0.1k	0.1k	0.1k	0.0k	0.0k	0.0k	0.0k	0.1k	0.1k	0.0k	0.0k
100%	98%	97%	82%	8%	0%	0%	0%	0%	0%	0%	0%	0%	0%	0%	0%	0%	0%	0%	0%

Intensities in 270° c-plane


0°	1°	2°	3°	4°	5°	6°	7°	8°	9°	10°	11°	12°	13°	14°	15°	16°	17°	18°	19°
52.9k	52.0k	51.4k	43.1k	4.1k	0.2k	0.1k	0.1k	0.1k	0.1k	0.1k	0.1k	0.0k	0.0k	0.0k	0.0k	0.1k	0.1k	0.0k	0.0k
100%	98%	97%	82%	8%	0%	0%	0%	0%	0%	0%	0%	0%	0%	0%	0%	0%	0%	0%	0%

Beam angle 50%	Field angle 10%	Cutoff angle 2,5%	Intensity ratio in 120° cone	Intensity ratio in 90° cone
6.7°	7.8°	8.7°	88.3%	83.1%

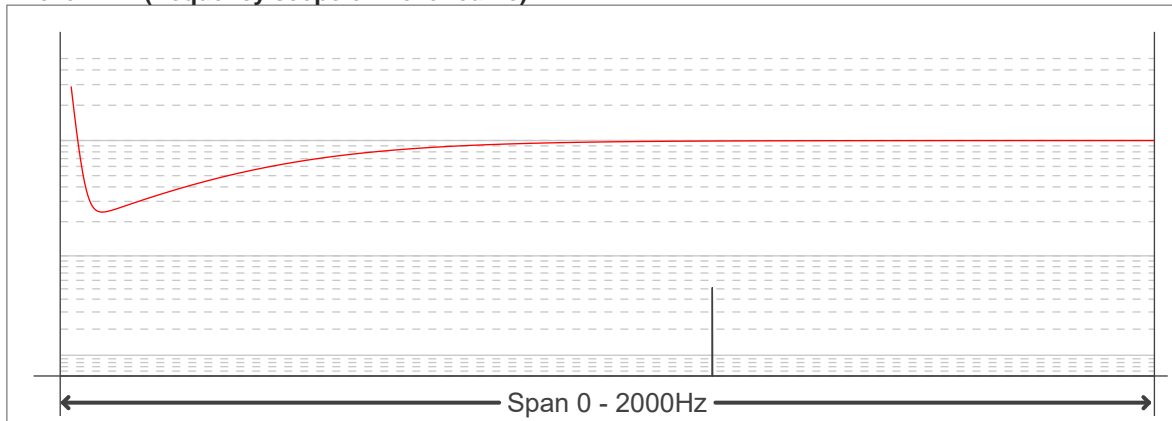
Flicker curve (complete sampled flicker signal)



Flicker frame (frame of one flicker period)



Flicker FFT (frequency scope of flicker curve)



Flicker results:

Flicker frequency:		1250 Hz	
Flicker index:	0.04	JA8/10 40Hz	0.11 %
Flicker percentage:	14.77 %	JA8/10 90Hz	0.26 %
SVM: (Visual flicker)	0.1	JA8/10 200Hz	0.26 %
PstLM	0	JA8/10 400Hz	0.36 %
Mp	0.04	JA8/10 1000Hz	1.73 %

Flicker conditions:

Sample rate:	20000 samples/second
--------------	----------------------